

Afternoon Session

Chair: Jan Flusser (UTIA AV CR)

Speakers:

4. Ondřej Polakovič
5. Martina Daňková
6. Dagmar Plšková
7. Antonín Dvořák

All speakers are from the University of Ostrava

Image Processing and Analysis

Chair: Jan Flusser (UTIA AV CR)

Speakers:

- Jan Flusser (UTIA AV CR)
- Filip Šroubek (UTIA AV CR)
- Barbara Zitová (UTIA AV CR)
- Jiří Jan (UBMI VUT Brno)
- I. Peterlík, R. Jiřík (UBMI VUT Brno)
- Radim Kolář (UBMI VUT Brno)



Jan Flusser

flusser@utia.cas.cz



**A survey of the recent work on
image analysis in UTIA**

DAR Image Processing Group in UTIA

Jan Flusser

Filip Šroubek

Michal Šorel

Jan Kamenický

Ondřej Horáček



Barbara Zitová

Jiří Boldyš


Recent Work (2006) - Theory

- Super-resolution imaging


(F. Šroubek, J. Flusser)



Super-resolution of a single image




LR input frame



Super-resolution
image (2x)

Super-resolution imaging – progress in 2006

- Super-resolution of video



Super-resolution imaging – progress in 2006

- Super-resolution with non-integer factors

Super-resolution with non-integer factors



Recent Work (2006) - Theory

- Super-resolution imaging

(F. Šroubek, J. Flusser)

- Deconvolution, scene reconstruction and depth estimation

(F. Šroubek, M. Šorel, J.

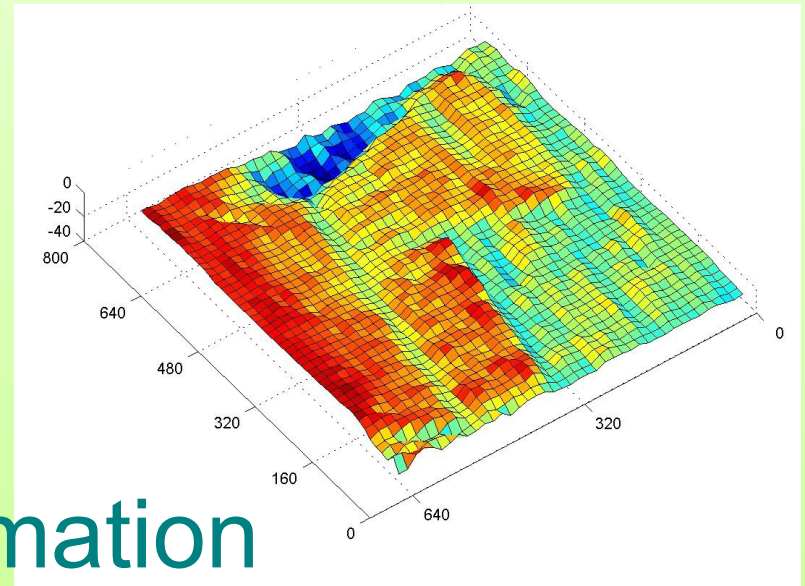
Flusser)

Scene reconstruction

Z_1



Z_2



Depth estimation

Recent Work (2006) - Theory

- Super-resolution imaging

(F. Šroubek, J. Flusser)

- Deconvolution, scene reconstruction and depth estimation

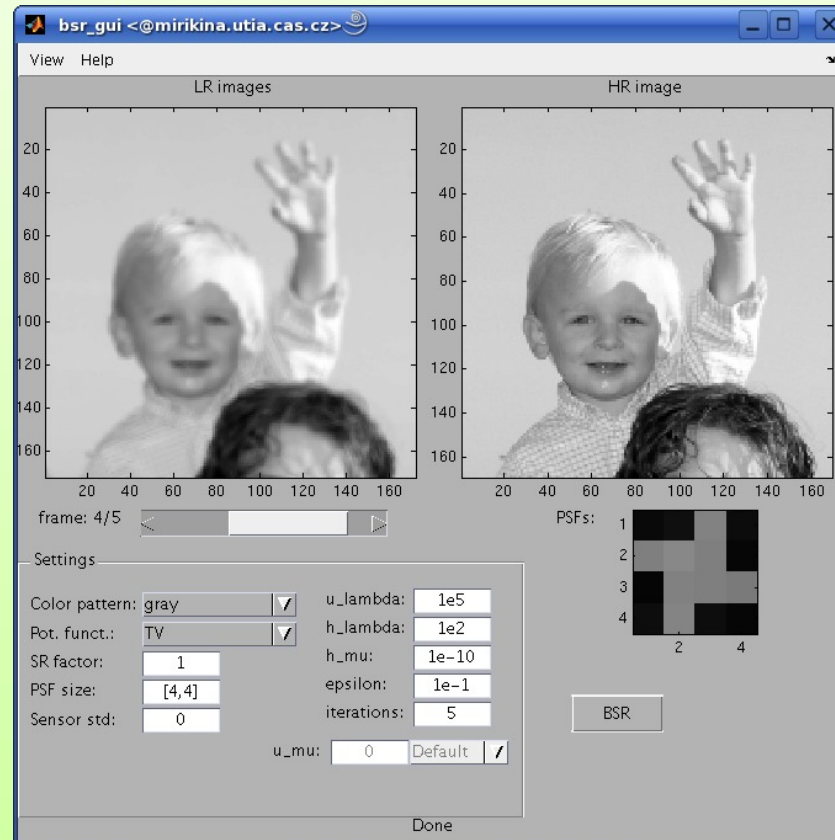
(F. Šroubek, M. Šorel, J. Flusser)

- Registration and fusion of multiple views, object recognition

(B. Zitová, O. Horáček, J. Kamenický, J.

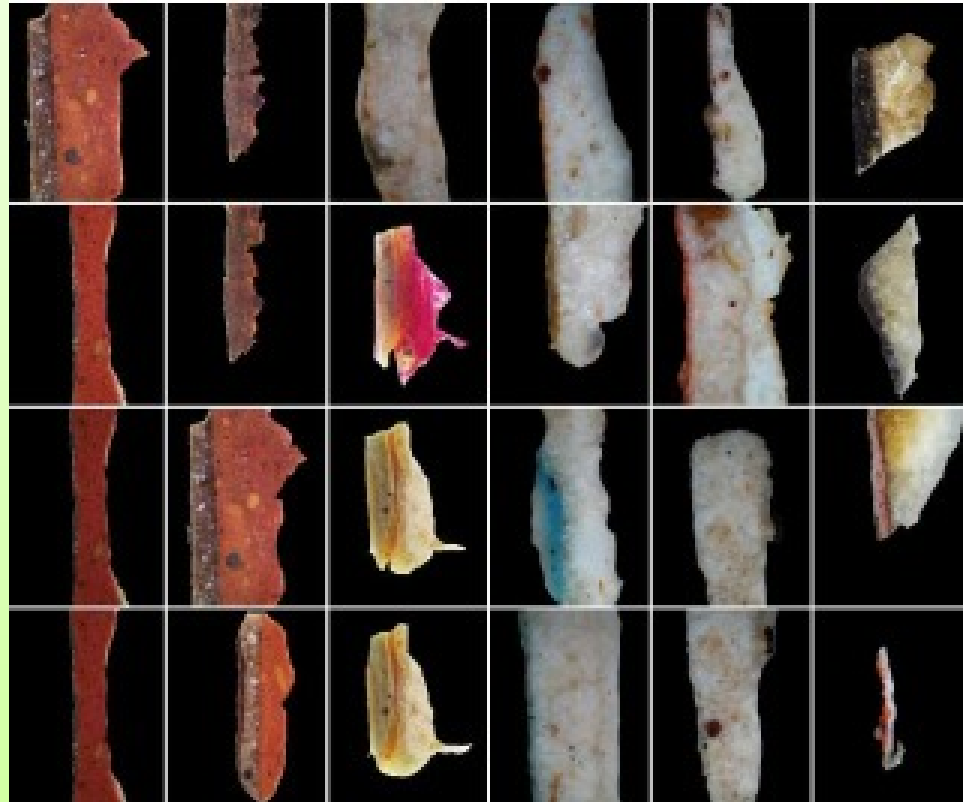
Applications

- Super-resolution Toolbox for Matlab



Applications

- Image database NEPHELE



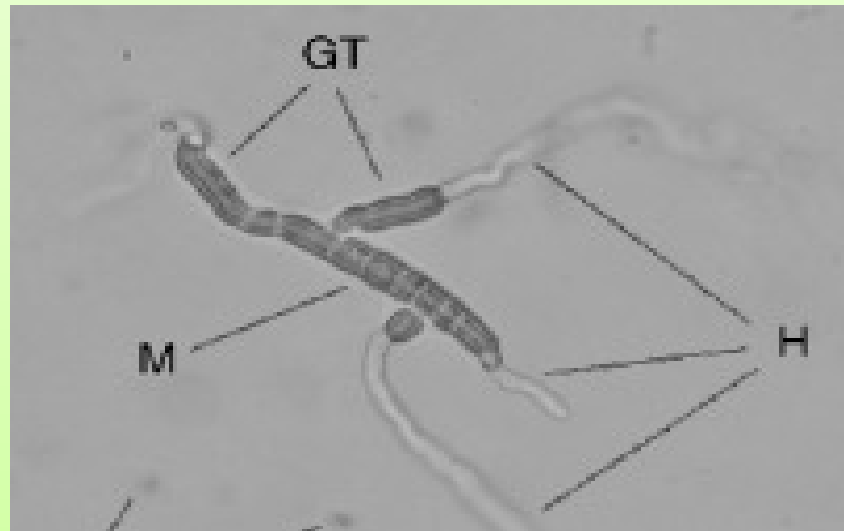
Applications

- Biomedical applications
 - modelling of vision defects



Applications

- Biomedical applications
 - analysis of microscopic images

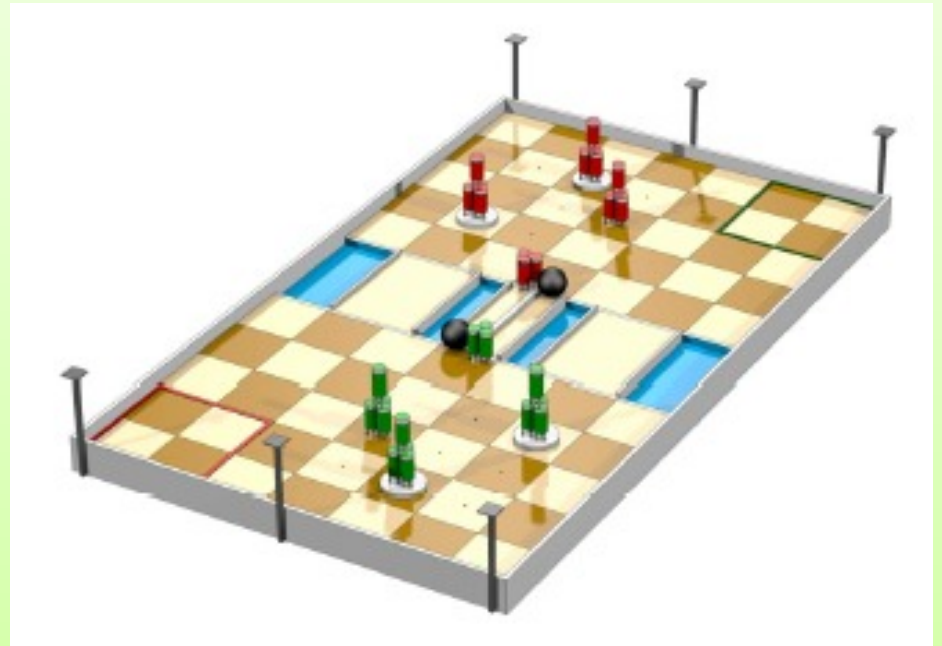


Biomedical applications - synthesis of artificial images



Applications

- Omni-directional vision for a mobile robot





Thank you !

Any questions ?